



LIFE OF A STAR WORKSHEET

Directions: Place the images in the correct order from the birth of a star to its death. Briefly describe what stage in the lifecycle of a star is represented in each image.


A




B



C



D



1.
2.
3.
4.

Sources: Credit: O. Krause (Steward Obs.) et al., SSC, JPL, Caltech, NASA; Credit: Daniel Huber, University of Sydney; Credit: DG Tau artist's conception, W.M Keck Observatory; Credit: EIT - SOHO Consortium, ESA, NASA

